

Model 9741/40 High Density 40-Channel Cat5e RJ45 A/B Switch System

- **High Density 40-Channel RJ45 A/B Switch, 1000Base-T, Cat 5e, RoHS, CE Compliant, Gigabit Networks.**
- **Add quick and easy backup switching capability to your data network by utilizing this high density switch system.**

INTRODUCTION

The Model 9741/40 High Density 40-Channel Cat5e RJ45 A/B Switch System enables access to two networks connected to the A and B ports from a COMMON device connected to the COMMON port for each of the forty channels. The unit supports all 8 pins of the RJ45 Cat5e interface. No need to plug and unplug cables thereby eliminating connector wear. The Model 9741/40 switch system is encased in an all metal chassis designed to provide EMI/RFI shielding and fit in a 19" rack.

FEATURES:

- Accommodates 40 Channels in only 8.75 inches of panel height.
- Independently control 40 channels via the front-panel rotary switches.
- **Certified for Cat5e compliant.**
- **Certified RoHS compliant.**
- **Certified CE compliant.**
- Rated for 10/100/1000 Base-T networks (up to Cat5e).
- All (8) pins of the RJ45 interface are switched via break-before-make rotary switch.
- High quality sealed switch with self-wiping precious metal contacts.
- Manually operated. No Power required.
- Custom length cables are available.
- Lifetime warranty against manufacturing defects.
- **Partially populated Models switch 32, 24, 16 or 8 channels independently. See table below.**
- ★ **Municipalities, schools, government: This product is on GSA Schedule!**



SPECIFICATIONS:

PORT CONNECTORS: (3) RJ45 (F), Cat 5e connectors labeled A, B, and COMMON for each of 40 channels on rear panel.

FRONT PANEL CONTROLS: (40) Rotary Switches on front panel select A or B and allow independent channel switching.

PINS SWITCHED: RJ45: All 8 Pins Switched.

POWER: No power required.

DIMENSIONS: 19.0"W x 8.75"H x 15.05"D.
(48.3 x 22.3 x 38.3 cm)

WEIGHT: 16.4 lbs (7.5 kg)

Network Backup!

Select Model from Table, based on number of channels populated:

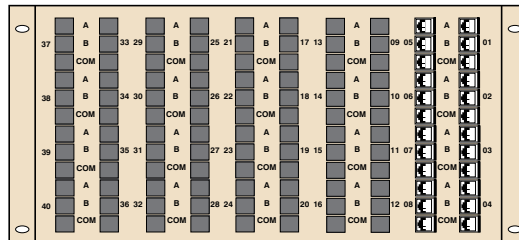
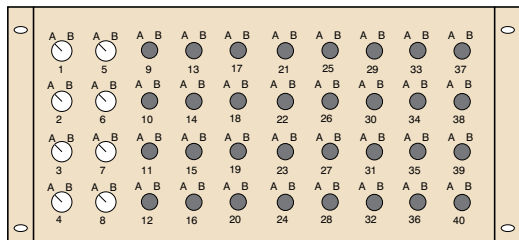
Model 9741/40, 9741/32, 9741/24, 9741/16, 9741/8 1000Base-T, Cat5e, RoHS, CE, Compliant Switches

8 Channels	Cat. No. 305741	Model 9741/8	8-Channel RJ-45 A/B Switch, 1000Base-T, Cat5e, RoHS, CE, Compliant
16 Channels	Cat. No. 305742	Model 9741/16	16-Channel RJ-45 A/B Switch, 1000Base-T, Cat5e, RoHS, CE, Compliant
24 Channels	Cat. No. 305743	Model 9741/24	24-Channel RJ-45 A/B Switch, 1000Base-T, Cat5e, RoHS, CE, Compliant
32 Channels	Cat. No. 305786	Model 9741/32	32-Channel RJ-45 A/B Switch, 1000Base-T, Cat5e, RoHS, CE, Compliant
40 Channels	Cat. No. 305788	Model 9741/40	40-Channel RJ-45 A/B Switch, 1000Base-T, Cat5e, RoHS, CE, Compliant

Switch and Connector Locations

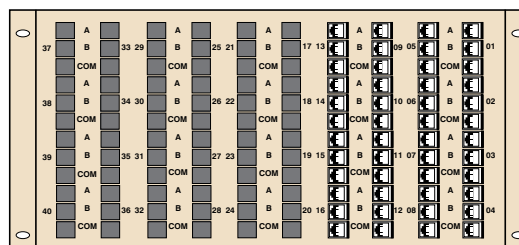
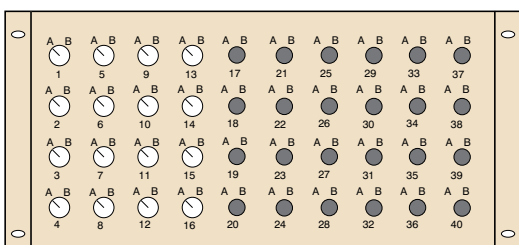
8 Channels

Model 9741/8



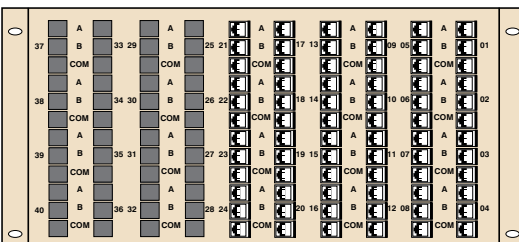
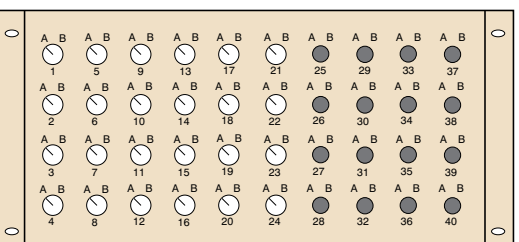
16 Channels

Model 9741/16



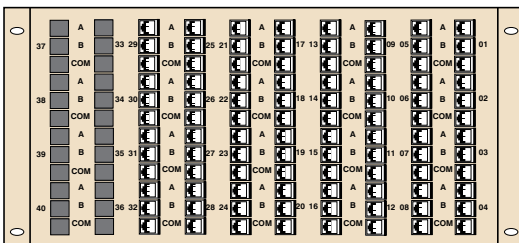
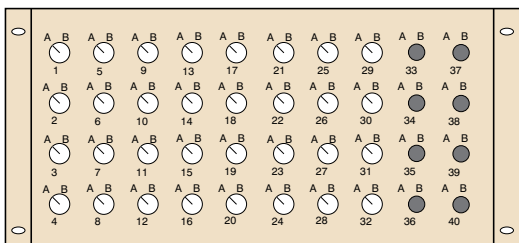
24 Channels

Model 9741/24



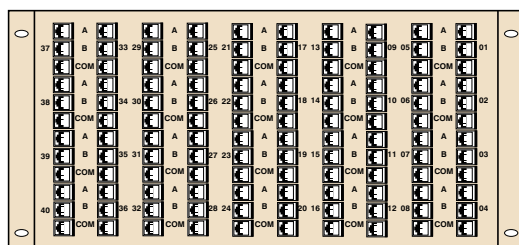
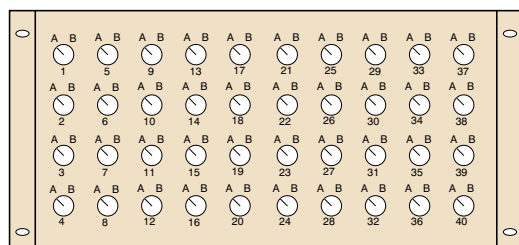
32 Channels

Model 9741/32



40 Channels

Model 9741/40



Front Panel

Rear Panel