

PathWay® Model 7365 Dual Channel RJ45/48 Cat5e T1 Interface A/B Switch, with iPhone App Remote, Contact Closure Control, Telnet and GUI

• **Certified for Cat5e Compliance! Certified compatible with software for managing fallover of phone systems.**

INTRODUCTION

The PathWay® Model 7365 allows the user the capability of sharing a single device connected to the "COMMON" port among two other devices connected to the "A" and "B" ports, for each channel, with remote access functionality.

Remote Control access can be accomplished using an Ethernet 10/100 BASE-T connection and either Telnet commands or graphical user interface (GUI). The unit can also be controlled via dry contact closure signaling to the rear panel DB9 REMOTE port. Additionally, the Model 7365 switch may be controlled via iPhone App. **Yes, there is an App for that!**

The ESL Switch Remote App allows remote access to any number of ESL Switches from anywhere the units can be reached on a network. With ESL Switch Remote App, units can be controlled and queried with the ease and simplicity of a touchscreen. The ESL switch will allow a single connection at once. Additional simultaneous connection attempts will be actively refused immediately.

FEATURES

- Each channel allows access to two RJ45/48 T1 networks from one COMMON network or device.
- Front panel pushbutton control.
- **Remote Control via iPhone App.**
- Remote Control via Telnet command interface and Graphical User Interface.
- Remote Control via Contact Closure.
- Control of the switch position from a 10/100-Base-T LAN Ethernet environment.
- The switch ports are transparent to all data.
- All (8) pins of the RJ45/48 interface are switched via break-before-make electromechanical relays.
- Simultaneous control of both channels.
- Switch maintains position on power loss and continues to pass data.
- Upon power up, unit switches based on state of contact closure.



SPECIFICATIONS:

PORT CONNECTORS: (3) RJ45 female connectors labeled A, B, and COMMON for each of two channels.

FRONT PANEL CONTROL: (1) Manual pushbutton allows local switching.

DISPLAY: (2) Front panel LED's display switch position and power status.

REMOTE CONTROL PORTS: (1) DB9 (F) on rear panel accepts Contact Closure transition signals for Remote Operation. **Also, see iPhone App.**

(1) RJ45 (F) connector on rear panel accepts 10/100Base-T LAN Ethernet that uses both TELNET commands and a GUI Interface for Remote Control operation.

POWER: UL approved 100VAC/240VAC, 50Hz/60Hz wall mount power module supplies 12 VDC, 500 mA to the unit. Has 2-prong, US, non-polarized plug.

DIMENSIONS: Rackmount configuration 19.0" W x 1.75" H x 8.32" D. (48.3 x 4.4 x 21.2 cm)

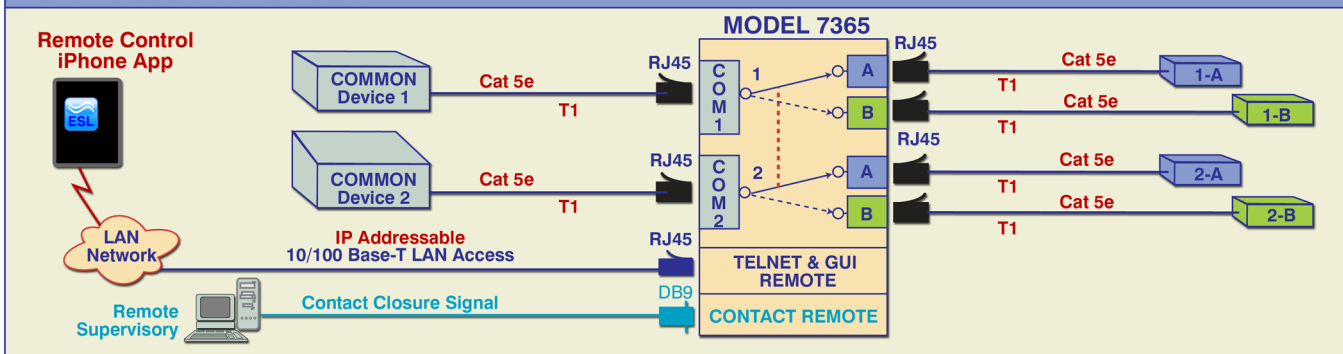
WEIGHT: Approximately 4.5 lbs. (2.0 kg)

WIDE RANGE POWER OPTION AVAILABLE:

(Cat No 517277) **CE, RoHS, and UL** listed table mount power module, 100VAC/240VAC, 50Hz/60Hz for use in place of standard power module that is included with the unit. Has IEC 60320 C14 inlet. **Ideal for international applications.**

RJ45 vs RJ48: RJ45 and RJ48 use the same eight-pin modular connector, differing only in the way they are wired (the pin selection/pairing). The Model 7365 switches all eight pins of the RJ45 connector, thereby accommodating any wiring scheme.

MODEL 7365 APPLICATION



UTILIZING THE USER-FRIENDLY REMOTE GRAPHICAL USER INTERFACE (GUI) SOFTWARE

CHANGING POSITION AND LOCK STATUS

To change the switch position, click on the radio button "A" or "B" as desired. Locking and unlocking the front panel pushbutton can be done by clicking on the "Locked" or "Unlocked" radio buttons. See Figure 1.

QUERYING THE STATUS OF THE UNIT

Once connected, the GUI will stay up-to-date on the current position and status of the unit. Any changes that are made outside of the GUI, such as by pushbutton, will be reflected in the GUI. These changes will cause the radio buttons of the GUI to automatically change to show the new status. The GUI will report the source of the most recent change in the bottom left of the panel. See Figure 1.

GUI SOFTWARE FEATURES

- Access User Interface via standard web browser.
- **Easy to use, simple point and click operation.**
- Remotely access to control or monitor the Model 7365 Switch System.
- Users can change the switch's IP address.
- LAN access gives users across the LAN or over the Internet access to control if user network is configured accordingly.

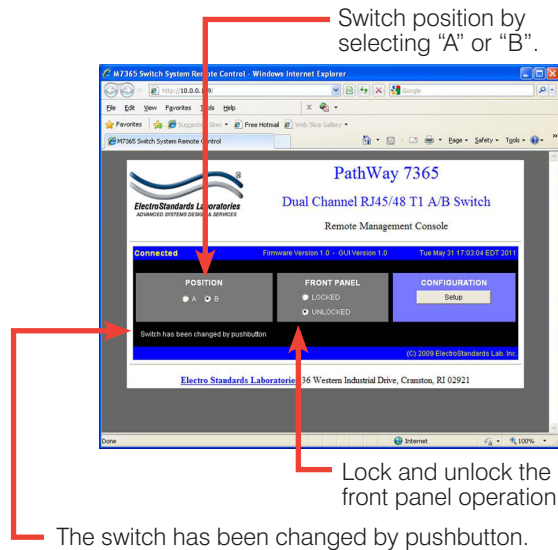


Figure 1: Change the position and lockout from the GUI. The GUI is alerted to changes in the unit status.

Catalog No. 524347 iPhone App LICENSE for Model 7365 A/B Switch

REMOTE CONTROL APP FOR THE MODEL 7365 FOR USE WITH IPHONE, IPAD, AND IPOD TOUCH



DESCRIPTION

The ESL Switch Remote App allows remote access to any number of ESL Switches from anywhere the units can be reached on a network. With the ESL Switch Remote App, units can be controlled and queried with the ease and simplicity of a touchscreen.

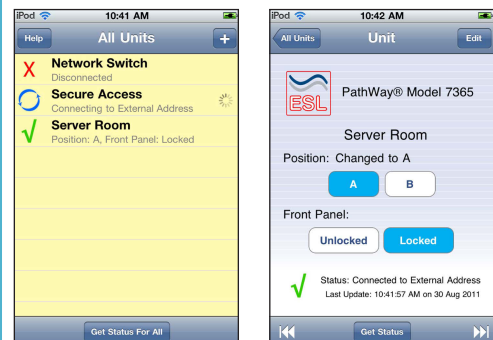
A license is required for each unit to be connected.

IPHONE APP FEATURES FOR REMOTE OPERATION

- Create a unit profile to save settings for each unit.
- List all saved unit profiles for fast checking of all units at once.
- Send remote commands to a connected unit.
- Remotely switch between positions.
- Lock or unlock the front panel operation if applicable.
- Query the current position.
- Stay up to date with any changes made by other means, including the front panel pushbuttons and the remote port where applicable.
- Configure connection profiles for each unit for quick switching between IP addresses.
- Keep list of all purchased license keys for easy access.
- Requirements: Compatible with iPhone, iPod Touch, and iPad Requires iOS 4.0 or later.

- **Category:** Utilities
- **Released:** Oct 28, 2011
- **Version:** 1.0
- **Size:** 1.7 MB
- **Language:** English
- **Seller:** Electro Standards Laboratories
© 2011 Electro Standards Laboratories

iPhone Screenshots



Scan QR code with your smart phone!

Or Use search terms:

ESL Switch Remote App

App Store: ESL Switch Remote